



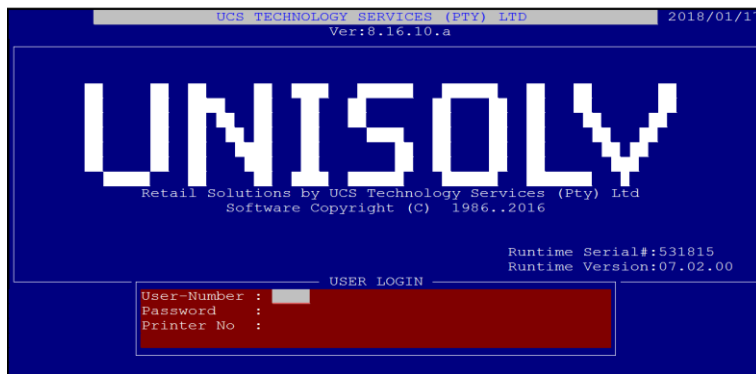
Unisolv

Retail Pharmacy Solutions

SOLUTION:

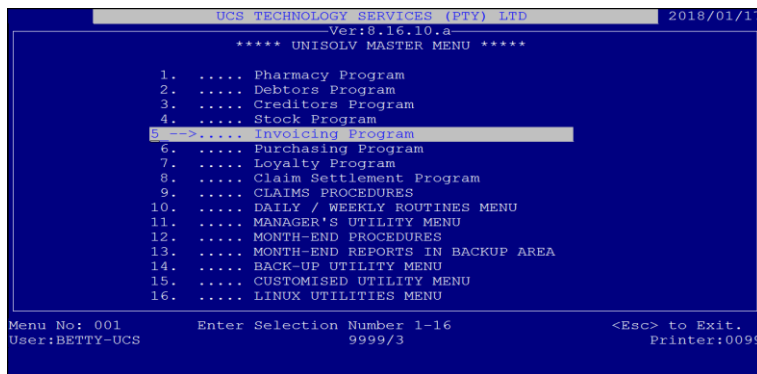
Step 1:

Use your username and password to log into Unisolv



Step 2:

When you at Unisolv master menu, select Invoicing program



How to do a cash sale with split payment



Unisolv

Retail Pharmacy Solutions

Step 3:

Type in your cashier code and password to get to Invoicing options

```

Unisolv-invoicing  UCS TECHNOLOGY SERVICES (PTY) LTD  20180117
Sales      Utilities
                (Inv019)
BETTY-UCS
Cashier Code : 9999
Password  ? : 
User:BETTY-UCS      Printer: 0099
    
```

Step 4:

Select option 1 for cash sales

```

Unisolv-invoicing  UCS TECHNOLOGY SERVICES (PTY) LTD  20180117
SALES      Utilities
  Invoicing Options
  1. Cash Sales
  2. Cash Refund
  3. C.O.D Sales
  4. C.O.D Receipt
  5. Charge on Account
  6. Refund on Account
  7. Receipt on Account
  8. Lay-Bye Sales
  9. Quote/Jobcard/Order
User:BETTY-UCS      Location: 0000
                    Printer: 0099
    
```

Step 5:

Scan all the items that are being bought

```

CASH SALE          (Incl.)          (INV057)
C3000165 Cr-limit: 0.00              37.94
STOCK-CODE  <----- DESCRIPTION ----->  PRICE  QTY  DISC%
-----
0000000000000085  LUNCH BAR MANSIZE          7.00   1.00
00000000000047788  ACC 200 EFF      TAB 200MG    100.00  1.00
-----
BATCH TOTALS:  QTY: 2.000  VALUE: 107.00
    
```

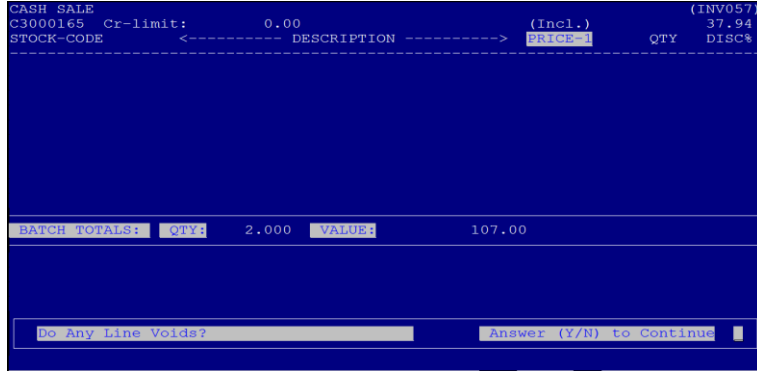


Unisolv

Retail Pharmacy Solutions

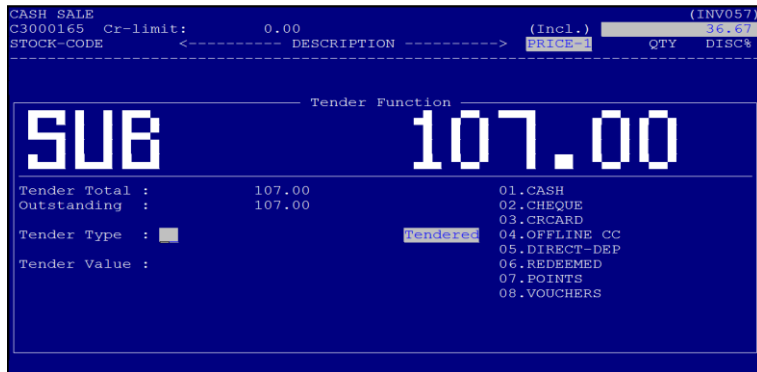
Step 6:

Press Tab to finish the sale



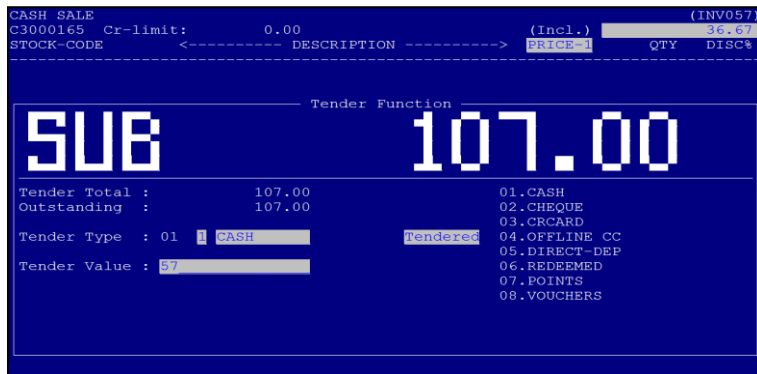
Step 7:

The system will take you to the tender function screen



Step 8:

Where you will select the method of payment





Unisolv

Retail Pharmacy Solutions

Step 9:

Eg the balance is R107.00 you will select tender 1 which is cash and pay R57 and the remaining balance will be R50 which will be paid by card and finish the sale.

